


Real-Time Tsunami Simulation on Multi-node GPU Cluster

GPGPU



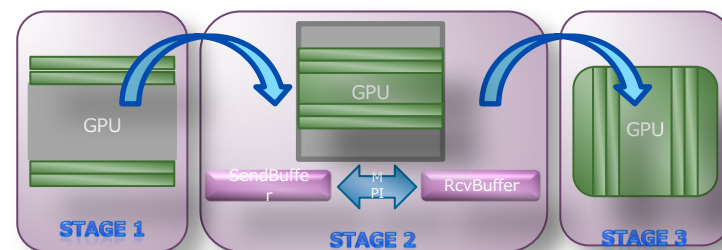
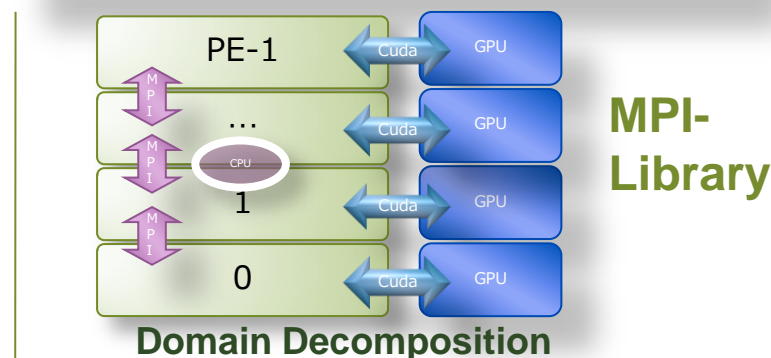
- Shallow Water Equation solved by high-accurate numerical scheme.
- GPGPU in nVIDIA's CUDA.
- Tsubame GPU Cluster (Tesla S1070)

Single GPU
x62



Including run-up

GPU-to-GPU Communication



Overlapping the communication with computation

Scalability

